

CLASS NOTES


'60s Charles Gaush (PhD '62)

enlisted in the army in 1951, during the Korean War, and was deployed to Japan where he created pro-democracy propaganda that was translated into Russian and Korean. Gaush retired in 1995 after a career in teaching at the University of South Dakota and working in various microbiology and virology labs. His last position before retiring was with the American Red Cross in its blood lab outside of Rockville, Maryland.

Today, he estimates he has nearly 800 titles in his personal library and that he's read every one of those books. At 93, he names books about botany among his favorites. "I go straight to nonfiction," he says.

While not a season ticket holder anymore,

Don Hennon (MD '63) keeps tabs on his beloved Panthers men's basketball team. The Pitt Hall of Famer was a scoring legend from his days on the team in the '50s and had a message for this year's team: "Keep up the good work." After retiring from full-time practice as a general surgeon, Hennon worked part-time up until last year conducting physical exams for military recruits at the United States Military Entrance Processing Command along Liberty Avenue in Downtown Pittsburgh.



Parthasarathi

'70s William Young

(MD '70) remembers a Grand Rounds talk shortly after the famed Pitt surgery chair Henry Bahnsen completed one of the first heart transplants. Then-chair of orthopaedic surgery Albert Ferguson good-naturedly chimed in: "That Hank has become more skillful over the years." Apparently Ferguson and Bahnsen (both surgical giants and both Harvard educated) liked to joke with each other. Young went on to become an ob/gyn, training in Montreal before landing at Dartmouth, where he met another dynamic duo. He befriended Dartmouth undergrads Milton and Fred Ochieng' on a service trip to Nicaragua; the young men were determined to become doctors and eventually go back to their home, Lwala, Kenya, to start a hospital. With the help of Young and others, including their sister, Grace Ochieng', a nurse, they did so in 2007. Their story was chronicled in the documentary "Honoring a Father's Dream: Sons of Lwala." Young has also spent a great deal of time in Kosovo, working with USAID to establish newborn and obstetrics services.



Milton Ochieng' with William Young in Lwala

'90s

For almost 40 years, **Niranjana Parthasarathi** (Internal Medicine Resident '91) has lived with lupus; she was diagnosed at the age of 23. After residency, Parthasarathi experienced a major organ flare and struggled with kidney disease. She persevered though, practicing medicine full-time until she turned 50, as an assistant professor of clinical medicine and then associate professor at the University


of Cincinnati. Forced to step away from full-time practice because of her illness, she wrote the book "Lupus: In the Jaws of the Wolf" to chronicle her experience and provide guidance and resources to patients and clinicians. Proceeds from the book's sales go to the Lupus Research Alliance and the Lupus Foundation of America.

Peter Wenner's (PhD '93) cell biology lab at Emory University probes how circuits in the nervous system develop appropriate and inappropriate levels of excitability. In some neurodevelopmental disorders, appropriate levels of excitability are never established. The insights his team gleans should make it possible to therapeutically address and bring those levels back into alignment, he says. Wenner won the mentor of the year award in Emory's Graduate Division of Biological and Biomedical Sciences in 2019.



Wenner

Daniel C. Jaffurs (PhD '99, MD '00), a pediatric plastic surgeon and medical director of craniofacial services at Children's Health of Orange County (CHOC) and division chief of pediatric surgery at the University of California, Irvine, is back in school. He's pursuing his master's degree in health care administration at UCLA and plans to expand CHOC's programs and service lines while improving existing programs. "It's gratifying to work with people of a similar mindset," Jaffurs says. "We're all on a mission to provide the best care for the children of Orange County."



Jaffurs

'00s

Early in **Ilene Ruhoy's** (MD '00) medical career, she pursued a PhD in environmental toxicology and trained in pediatric and adult neurology at the University of Washington and Seattle Children's Hospital. Her own experience with a brain tumor influenced her clinical focus. She cofounded the Mount Sinai South Nassau Chiari Ehlers-Danlos Syndromes (EDS) Program in 2021 to treat patients with structural defects in the base of the skull and the cerebellum (Chiari malformations) and EDS, a group of inherited connective tissue disorders caused by abnormalities in the structure, production and/or processing of collagen. She continues to conduct research at that New York program while also serving as the medical director of Cascadia Complex Health in Seattle.



Ruhoy

Nima Sharifi (MD '01), director of the Genitourinary Malignancies Research Center and Kendrick Family Professor for Prostate Cancer Research at Cleveland Clinic, is part of a team that recently published in the Journal of Clinical




Sharifi

Investigation on a possible treatment for castration-resistant prostate cancer (CRPC), a lethal form of the disease. The research shows that blocking the epithelial and endothelial tyrosine kinase known as BMX could be a viable treatment strategy in men who are genetically predisposed to faster tumor development and shorter lifespans. About half of the men who develop CRPC have a genetic predisposition. Researchers at the University of California, San Diego are conducting a clinical trial to determine the efficacy of a drug that targets BMX.



Adeoye

Opeolu M. Adeoye (MD '02), a physician-scientist specializing in emergency medicine and neurological emergencies, was elected to both the National Academy of Medicine and the American Society for Clinical Investigation in 2022. His research focuses on how acute-care interventions influence outcomes after strokes, seizures and traumatic brain injuries. At the Washington University in St. Louis, he is the BJC HealthCare Distinguished Professor of Emergency Medicine and chair of emergency medicine. He's also the chief medical officer of Sense Neuro Diagnostics, a company developing noninvasive scanners to monitor brain injury.



Diedrich

'10s

After completing his postdoctoral research in Cape Town, South Africa, **Collin Diedrich** (PhD '12) came back to Pittsburgh to establish Learning Disabilities Association of Pennsylvania (LDA of PA) in 2018. As both the founder and president of the nonprofit, Diedrich advocates for adults and children who are neurodivergent. He's motivated not only by his personal experience with learning disabilities but also his drive to help others. LDA of PA teaches students life skills through improv classes and multisensory science videos. Diedrich is also a researcher at Pitt, where he studies immunologic responses in HIV and tuberculosis. In 2022, he was named a Pittsburgh Magazine 40 Under 40 honoree.

—Michael Aubele, Rachel Bittner, Nicole Matthews, Erica Lloyd and Lynnette Tibbott

SPOTLIGHT

JOSIE VAN LONDEN: MUSINGS TO HEAL, COMFORT AND GUIDE

Gijsberta “Josie” van Londen, an MD (Res '04, Fel '07, '09 and MS '09), wanted an outlet to share stories with compatriots who'd also completed their cancer treatments—an outlet where she'd find support and compassion and be able to offer her own inspiration and guidance. So she took to blogging and built a community of survivors who heal, at least in part, by sharing with people who can empathize.

The website CancerSurvivorMD is where van Londen takes on questions like “Who or what do we get angry with?” and posts videos on topics like addressing weight gain and updates on her health. The site includes personal musings about books and the like, even images of impressive gnome villages. To broaden her reach, she launched a Facebook support network and uses other platforms, as well.

Van Londen has both survived and treated cancer. She is a geriatrician and medical oncologist; as an associate professor of medicine at Pitt Med, she's studied challenges that older cancer survivors can face, from cardiovascular disease to post-mastectomy pain syndrome.

And she's well aware of how cancer resources drop away after treatment ends. “I want to help more people, beyond what I do in the clinic,” van Londen says. “I want to have a voice, and I want other people to have a voice.”

Her frustration with a lack of post-treatment support reached its breaking point around Christmas several years ago. That's when she sat down during the holiday break and built her website.

“If you ask me, ‘What's the message?’ I think one is that the more knowledge you have, the less fearful you are,” she says. “Another is about empowering people to ask questions.”

Van Londen hasn't posted much recently because of another health issue. She's on long-term disability while being treated for primary mitochondrial disease, which she was diagnosed with in 2021 after failing health.

Despite her health struggles, she'd like to visit her ailing father in the Netherlands, where she's from. Van Londen's husband, Stasa Tadic (Res '04, Fel '06, MS '06), MD associate professor of medicine, wrote on a GoFundMe page established for medical expenses that the couple remains “rebelliously hopeful” about better health and being able to make the trip.

—Michael Aubele



van Londen

Attention class!

If you have news about an exciting career advancement, honor, publication or gratifying volunteer work, let us know. And we love to hear your Pitt memories. Please share updates with our Alumni News editor, Michael Aubele, at mia97@pitt.edu.

MAA SAYS

“TRULY A HUGE HELP” FOR STUDENTS

Attending conferences and presentations, making time to serve as chapter president with the Student National Medical Association, taking pressure off her family—all of this is happening for Brianna Blake (Class of '25) thanks to her scholarship from the Medical Alumni Association (MAA).

“This has truly been a huge help to me,” she says. “I don’t think any of those things would be possible without it.”

A first-generation college graduate who received bachelor’s degrees in biology and in biochemistry and molecular biology and a minor in informatics from Lincoln University of Pennsylvania, Blake is passionate about closing the gap for health literacy in minority youth, serving underserved populations and promoting women’s cardiac health. She’s considering a career in surgery or interventional cardiology.

The MAA scholarship is awarded annually to two first-year medical students and provides \$10,000 (in full the first year and \$5,000 per semester the following years) each year until graduation, provided the standards of the scholarship are maintained. Otherwise the funds have no restrictions and can be used as needed by the student.

“The scholarship has enabled me to broaden my horizons, beyond simply studying, to give me opportunities I might not have otherwise had,” Blake says. “I would encourage everyone to apply.”

Successful applicants will generally meet the following criteria:

- Remain in good academic standing at Pitt Med.
- Show a commitment to the goals of the MAA. (See: www.maa.pitt.edu/mission-statement.)
- Display a dedication to serving the health of patients in Pittsburgh and the larger Western Pennsylvania region. —MA



Blake

STEP UP: PITT MED TRIVIA



Can you answer these without going online? (We encourage you to call doctors-in-the-know for consults.)

1. What Pitt Med graduate won a Nobel Prize for his discovery of cortisone’s application to rheumatoid arthritis?
2. At what hospital did med students, pre-1999, look forward to their rotation so they could catch a glimpse of Panther games?
3. Who popularized the use of the surgical stapler in the United States?
4. Multiple choice: Who founded Presbyterian Hospital (now UPMC Presbyterian)?
 - A) The Rev. Stephen Dows Thaw, son of banker and philanthropist Benjamin Thaw Sr. and Elma Ellsworth Dows
 - B) Andrew Carnegie, industrialist and philanthropist
 - C) Louise Lyle, a newcomer to Pittsburgh and newly minted MD, with \$5 in her purse
5. Multiple choice: Pitt Med’s MD Class of '22 published how many manuscripts during their med school years?
 - A) 166
 - B) 237
 - C) 346

Done? Now, check our inside back cover to find out if you aced this one. And if you have an idea for a Pitt Med-related trivia question, send it our way; we’re all ears: medmag@pitt.edu.

ALUMNI PROFILE

PRACTICAL IMPLICATIONS SCHAFFNER HAS SPENT DECADES INVESTIGATING PARADIGM SHIFTS IN MEDICINE.

BY SHARON TREGASKIS

Fifty years ago, Kenneth Schaffner was chair of Pitt's Department of History and Philosophy of Science, investigating logic problems in biomedicine. At the same time, renowned Pitt Med diagnostician Jack Myers was heading up a team developing the first-generation AI and computer-based diagnostic tool, Internist I.

The two hit it off at a conference, then teamed up to fine-tune how Internist diagnosed patients with symptoms of multiple diseases. They developed the course Logic Problem Solving in Clinical Diagnosis for second-year medical students that featured a mix of conventional diagnostic tactics of the time and analyses of the results Internist produced.

There was only one problem, which was that Schaffner, whose PhD is in philosophy from Columbia University, struggled to keep pace with Myers and the students.

"So I made the arrangements to do two years of medical education," says Schaffner, now 83 and a Distinguished University Professor Emeritus. After starting courses at Pitt Med in 1980, Schaffner ended up completing an MD in 1986.

For the past four decades, Schaffner has grappled with profound paradigm shifts in medicine by expanding his work on how disease states are understood, digging into the benefits and risks of using nematodes and other model organisms to understand human health and disease and seeking insights from genetic discoveries to make sense of the interplay between nature and nurture. In 2016, Oxford University Press published his book "Behaving: What's Genetic, What's Not, and Why Should We Care?" His sequel is in progress.

Paul Appelbaum was a Pitt assistant profes-

sor of psychiatry when he met Schaffner in 1980. Still a clinical psychiatrist and now director of an ethics center at Columbia, Appelbaum has stayed in touch.

"Ken's thinking about diagnosis and diagnostic categories, including in psychiatry, and his thinking about genetics—especially how we should be thinking about the genetics of behavior—are real contributions."

As cofounding director of Pitt's Center for Medical Ethics—now the Center for Bioethics and Health Law—Schaffner and his colleagues formed a multidisciplinary brain trust for clinical consultations and to drive research. Their training programs in philosophical and practical approaches to bioethics for medical students, researchers and health care professionals continue to this day.

Lisa Parker, a PhD, the Dickie, McCamey & Chilcote Professor of Bioethics and professor of human genetics in the School of Public Health, now directs the center. Schaffner sat on her Pitt dissertation committee in the late 1980s.

"Ken really understands and analyzes the scientific methods, not just the output of the science," she says. "He looks at an earlier stage—how the methods within the science affect its findings and then how those findings affect people."

Consider Schaffner's analyses of paradigm shifts in immunology and their implications for early clinical trials in transplant medicine.



UNIVERSITY OF PITTSBURGH/TOM ALTANY

Schaffner, eminent philosopher of medicine, recalls taking classes with med students he was also teaching.

Pitt transplant pioneer Thomas Starzl reached out after reading Schaffner's essay on a problem with institutional review board standards to safeguard human subjects in clinical trials and how it could impede discoveries emerging in transplant medicine. The pair wound up guest-editing a special issue in Theoretical Medicine and Bioethics on immunological tolerance.

Colleagues and trainees alike credit Schaffner's generosity with introductions and collaborations. Thomas Cunningham, a PhD who is now a director of clinical bioethics at Kaiser Permanente West Los Angeles Medical Center, notes Schaffner connected him to Robert Arnold, Distinguished Professor of Medicine and director of Pitt's Institute for Doctor-Patient Communication. The introduction yielded an ongoing partnership to understand and improve how clinicians work with surrogate decision makers for patients in intensive care.

"Together, Ken and Bob showed me that if you want to talk about medical reasoning, talk about things that are familiar and happen a lot," says Cunningham.

"In disagreement, we could come back to focus on what we know, what we don't know, and how people reason about hard choices."

—Rachel Bittner contributed to this article.

WILLIAM C. E. PFISCHNER JR.

SEPT. 10, 1922—MAY 5, 2022



Pfischner

Serving on a U.S. Navy destroyer in the Mediterranean and at a research institute in Egypt, William Pfischner Jr. (MD '48) had seen and experienced a ton before he returned stateside for the bulk of his medical career.

Pfischner, born into a working-class Pittsburgh family (his father was a steelworker), chronicled every moment of his days, down to where he ate ice cream abroad; his journal was buried with him just months before he would've turned 100. Beyond those adventures in his early years, he traveled around the world by air in 30 days and visited at least a dozen countries, from those in Europe and the Middle East to China and Japan.

After earning his MD and interning at West Penn Hospital, Pfischner served in the navy for 10 years, including two at the Philadelphia Naval Hospital before sailing on the USS Shenandoah as a medical officer and moving on to the U.S. Naval Medical Research Institute in Cairo. He also served at the Naval Medical Center in Bethesda, Maryland.

Pfischner earned a master's in public health from Johns Hopkins University and took a job with the City of Philadelphia, directing various health centers and teaching at Jefferson Medical College, which is now the Sidney Kimmel Medical College at Thomas Jefferson University. Retirement in 1983 saw Pfischner move to Florida before ultimately landing in Charlotte, North Carolina.

Pfischner had befriended Loy Witherspoon, renowned religious scholar and founding chair of religious studies at the University of North Carolina at Charlotte, during his time in Cairo. The pair became lifelong companions.

"They had a really great friendship and were like mentors—more like adopted grandfathers—to me," says Sheri Williams, a UNC Charlotte graduate who got to know Pfischner and Witherspoon

through the university.

Williams says Pfischner spoke of Pitt often: "He always held Pittsburgh near and dear to his heart." —*MA*

PHILMORE HAMIL CRICHLLOW

JULY 31, 1927—DEC. 4, 2022



Crichlow

While a resident at Mercy Hospital, Philmore Crichlow, MD (Res '60), found himself at Pitt in the virology lab of Jonas Salk. The experience held professional importance for him, but also created an admiration for Salk that he talked about for the rest of his life.

Born on the island of Tobago in the West Indies, Crichlow immigrated to the United States in 1948 and enrolled at Howard University, where he earned his MD. He came to Pitt in 1956 and within months joined Salk's lab.

"When he talked about his work in the lab, my dad spoke a lot about Dr. Salk himself, being an amazing leader and very fair-minded," said Rudyard Crichlow, one of six Crichlow children. "He would say that Dr. Salk didn't judge by the color of a person's skin, but by the content of their character."

Rudyard and his sister, Jeanne Crichlow, say one of the stories their father told perfectly illustrates the point. It involved the arrest of a young Black woman who worked in Salk's lab and how Salk intervened to get her out of jail.

As the Crichlows tell it: The woman had a painful wound on her arm. On her way home from the lab one night not long after she was hurt, police approached her because she was on the street late. One of the officers grabbed her by the arm, and she immediately pulled it away because of the pain. That led to her being taken to jail for resisting arrest.

IN MEMORIAM

'40s

WILLIAM C. E. PFISCHNER JR., MD '48

'50s

WALTER FOSTER, MD '57
MARTIN MEYER, MD '56
MILTON MICHAELS, MD '54, RES '55
ALAN MORGAN, MD '57
CHARLES TRIPOLI, MD '55

'60s

PHILMORE HAMIL CRICHLLOW RES '60
ALBERT WILLIAM DIBBINS, FEL '67
ANTHONY J. GIALAMAS, RES '60
GEORGE GOLDSAND, RES '67
CHARLES KRIFCHER, RES '65

'70s

E. LEON BARNES JR., RES '72
PAUL E. BERKEBILE, RES '71
FRED BERKOWITZ, RES '72
VIRGINIA LACKMAN BILLIAN, RES '72
GEORGE FATULA, MD '71, RES '74
STEVEN HOWARD HOYME, RES '75
CALVIN NEITHAMER JR., MD '77
JAMES RAYMOND, MD '74
ALLAN BERT SCHACHTER, RES '72
JEAN-MICHEL LOUBEAU, RES '75
JOSEPH MATTHEW ZETERBERG, FEL '74

'80s

JAMES DUGGAN, MD '80
WILLIAM J. FORSTATE, FEL '84
KAM FAI PANG, MD '85
WARREN SMITH, MD '81

'90s

MICHELE A. MORO, RES '94
DEMETRIOS PATRINOS, DMD '97, MD '97, RES '99

'00s

GREGORY H. TATUM, RES '06

FACULTY

MARCEL BRUCHEZ, PHD
MARTICA HALL, PHD

Please send
In Memoriam notices
to mia97@pitt.edu.

The woman called Salk from jail and asked for help. “He ended up going there in the middle of the night to get her out,” says Rudyard.

He says Salk’s influence rubbed off on his dad.

“For me, it was all about his integrity,” Rudyard says of his father’s character and concern for others. “He stood for what he thought was right.”

Crichlow spent 55 years as an internist, caring for patients in Pittsburgh and Tobago and making sure they enjoyed the best quality of life possible.

“I worked for him for four years, and he was one of the most ethical people I’ve ever known,” says Jeanne. “He was caring, compassionate and a man of great faith who was always teaching and inspiring others.” —*MA*

MARCEL BRUCHEZ

SEPT. 21, 1973—AUG. 27, 2022



Bruchez

Being the guy who invented the molecular sniping rifle sounds like something a gaming developer might put on his résumé, but it’s the kind of notoriety that sets you apart in the realm of biomedical science, not in fantasy warfare.

Marcel Bruchez, a PhD, created the molecular sniping tool, also referred to as the fluorogen activating protein (FAP), though the contribution was only one of many in his impressive career as a scientist and technologist, cut short by brain cancer. His colleagues at Pitt Med described him as a master craftsman determined to solve complex problems.

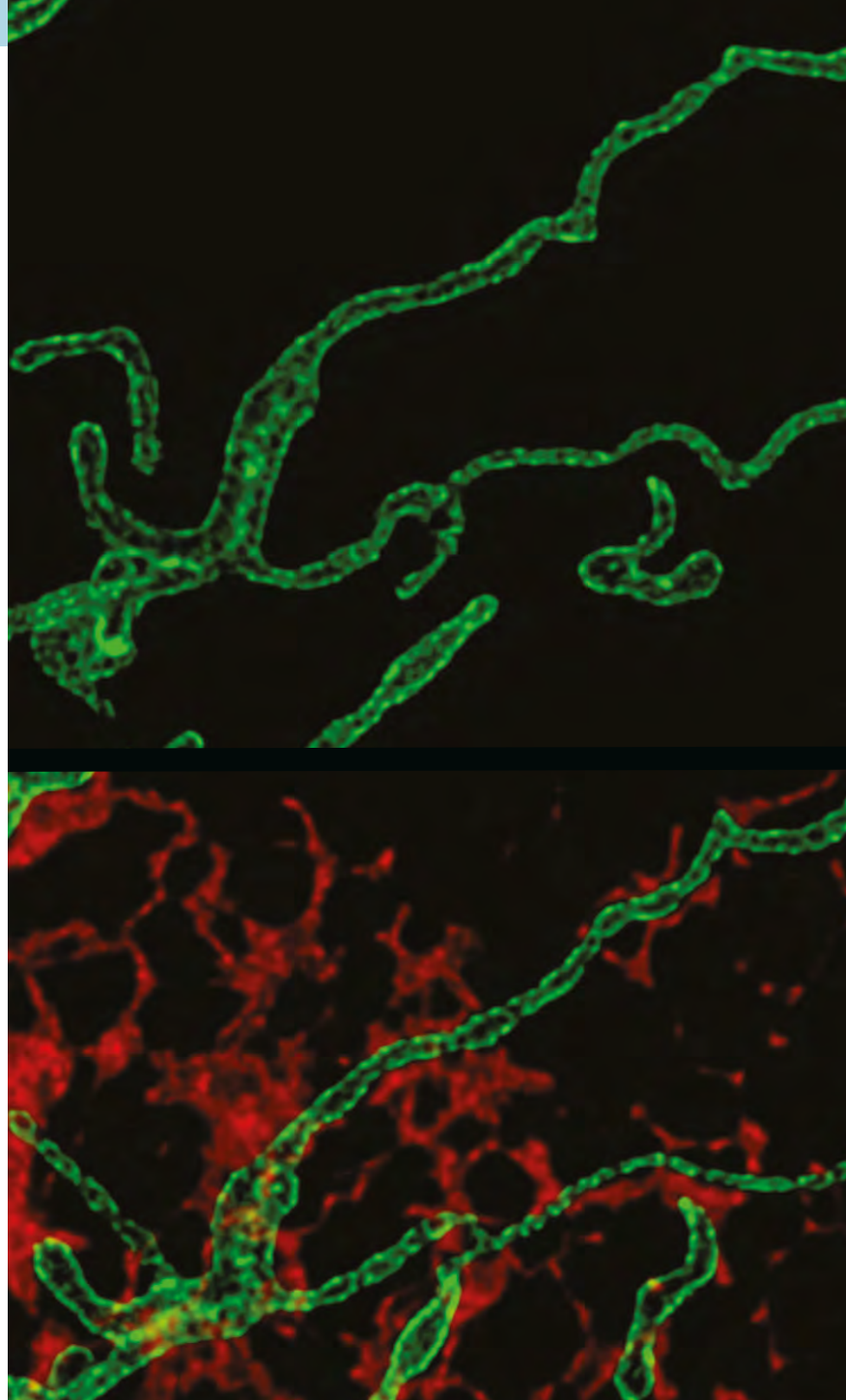
“There are people who build tools to answer questions, and people who build tools and then look for questions to answer,” says Simon Watkins, a PhD, Distinguished Professor and vice chair in the Department of Cell Biology. “It’s a very important difference, and a lot of people in chemistry and physics and optics build all sorts of clever things. But they’ve got no idea what they’re using them for until they find the right question. Marcel would meet with us, and we would come up with problems we were trying to solve, and Marcel would design solutions that solved a lot of these problems.”

Working under a primary appointment at Carnegie Mellon University as a professor of chemistry and of biological sciences, Bruchez collaborated regularly with researchers at Pitt Med and held an appointment at Pitt in cell biology. He arrived at CMU in 2006 after launching Quantum Dot Corporation, which was later acquired by the company Invitrogen.

Bruchez was the recipient of the Rank Prize in Optoelectronics and held more than 30 patents that have been licensed to six companies. He was inducted as a fellow into the National Academy of Inventors in 2022. One of his papers has been cited more than 11,000 times. (He liked to say his favorite “invention” was his child, Leo, who is now a teenager.)

“I’m 64, and I know a lot of scientists,” says Ben Van Houten, Pitt’s Richard M. Cyert Professor of Molecular Oncology and professor of pharmacology and chemical biology. “Marcel was a rare genius who had this exceptional ability to understand the problem.”

Julie Heinrich, who met Bruchez in 1996 and married him in 2002, says, “He was our rock. He was steady and trustworthy; he was just a great friend, to me and to everyone he knew.” —*MA*



CELL BIOLOGIST’S SWISS ARMY KNIFE

To apply oxidative damage to a specific site within the cell, Marcel Bruchez developed a system that fuses a fluorogen-activating protein (FAP) to another protein. The FAP becomes fluorescent when it binds to a dye and when illuminated by red light, produces a tiny singlet oxygen “bomb.”

Bruchez, with Pitt’s Ben Van Houten and Edward Burton, was part of a team that used the system to target oxygen damage to mitochondria in cells and ablate mitochondrial function in zebra fish embryos. Patty Opresko’s lab at Pitt used the system to produce a specific type of mitochondrial DNA damage only in telomeres, the ends of chromosomes. The result? They learned that cancer cells were not affected by a few lesions on their telomeres; however normal cells were (they underwent senescence). Van Houten says these breakthroughs contribute to our understanding of how resistant cancer cells can be, and how, in other cells, crippled mitochondria can cause problems, like causing cellular dysfunction with age.

The FAPs that Bruchez developed are incredibly versatile, Van Houten notes. “Think of a Swiss Army knife for cell biologists.”

Shown above: Green shows FAP labeling within mitochondria; red shows the endoplasmic reticulum. Images: Courtesy Mike Calderon, Department of Cell Biology and Center for Biologic Imaging.